



Homework Grid- Year 1 Summer 2







This is our homework grid is to support your child's learning at home for Summer 2.

Please try to complete at least 2 activities from each column over the next 7 weeks.

Please continue to complete Numbots and daily reading at home and record this in your child's reading diary.



PLEASE RETURN HOMEWORK BOOKS TO SCHOOL EVERY MONDAY.

<p>Make a paper plate clock to practise telling the time, focussing on o'clock and half past.</p> 	<p>Look at some coins together at home, talk about how much each coin is worth. Can you set up your own shop to sell some items using the coins, using 1ps, 2ps, 5ps and 10ps.</p> 	<p>Set up a miniature obstacle course. See if you can challenge yourself to move in different directions and follow instructions to move 'forwards', 'backwards', 'left' and 'right'.</p>
<p>Tell us all about your favourite place to visit- can you make a leaflet to convince us to go?</p> 	<p>Talk about how we keep fit and healthy, create a poster to tell others how they can keep healthy.</p>	<p>Listen to and learn the story 'Mr Gumpy's Outing' https://www.youtube.com/watch?v=cqICuleBUwA</p>
<p>Share with us somewhere special you have been that is not in Cornwall. Can you share a video of you telling us about it?</p>	<p>Reflect on your time in year one so far. Write down any questions that you may have about your transition to year two.</p>	<p>Retell a favourite story, can you make some changes to the story to make it your own?</p> 
<p>Can you make a boat at home using junk modelling. Test it out and share photos with us.</p> 	<p>Make some number cards choosing some numbers to 100. Can you place them in order from smallest to greatest? Can you record how many tens and how many ones some of your numbers have?</p>	<p>Practise learning a new skill and share with us. It could be skipping, riding a bike, swimming or anything you like. Share with us how you get on.</p> 

Colour in each part when you have completed it.